

Henry Park Primary School
Primary 5 Science
Weighted Assessment 1

Marks: _____ / 15

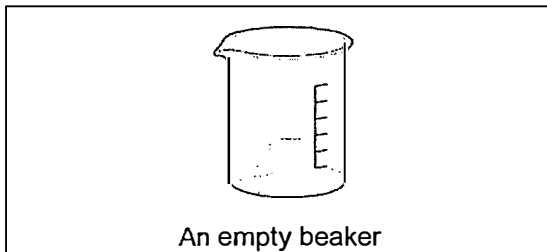
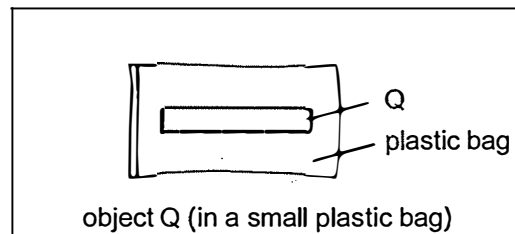
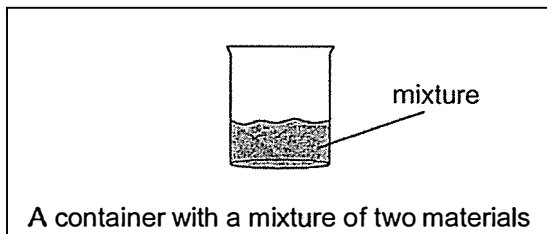
Name: _____ ()

Class: 5 ____

Duration: 45 minutes

Question 1 (Performance Task 1)

You are given the following items.



- a) Observe the mixture carefully.
- b) Use object Q to separate the materials in the mixture. **Do not remove** object Q from the plastic bag.
- c) After you have separated one of the materials from the mixture using object Q, place the material and object Q in the empty beaker.

Attempt the rest of the questions given.

Your teacher will check the materials in both breakers after you have separated them.

- d) Describe how you separated the two materials from the mixture using object Q. [2]

- e) Explain why object Q is able to remove only one material from the mixture. [2]

Question 2 (Performance Task 2)

a) Why do plants reproduce? [1]

b) How do flowering plants reproduce? [1]

Flowering plants reproduce by _____ .

You will be given fruits of plant T. **Do not remove** the fruits from the plastic bag.

Observe the fruits of plant T.

c) How do you think the fruits of plant T are dispersed? [1]

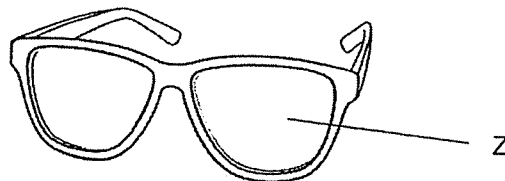
Circle the correct answer. (by water / by animals / by splitting / by wind)

d) Based on your observation, explain your answer in part (c). [2]

Question 3

Ahmad bought a new pair of spectacles for reading.

The diagram shows part Z of the spectacles:



Ahmad has material W shown in the diagram below.



Material W

Question 3 continued

He wants to know if material W is suitable to make part Z of the spectacles.

- a) Besides strength, state **two other properties** that Ahmad needs to test in order to confirm if material W is suitable to make part Z. [2]


(i) _____ (ii) _____

- b) Explain your answer for part (a)(i). [2]

- c) State the property you have mentioned in part (a)(ii).

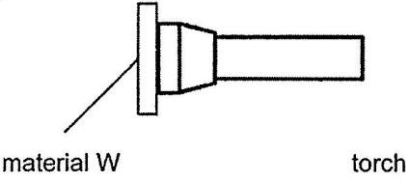
Describe how Ahmad could test material W for this property. [2]

Or you may draw and label how the set-up looks like for testing the material.



~ End of Weighted Assessment 1 ~

SCHOOL : HENRY PARK PRIMARY SCHOOL
LEVEL : PRIMARY 5
SUBJECT : SCIENCE
TERM : 2025 WEIGHTED ASSESSMENT 1

1d	I put object Q into the mixture. One of the materials was attached to object Q. I took object Q out of the container. Only one material was removed from the mixture together with object Q.
1e	Object Q is a magnet and was able to attract the material. The material is magnetic while the other material is not magnetic.
2a	Plants reproduce to ensure the continuity of their kind / species.
2b	Seeds
2c	By wind
2d	It has a parachute-like part that helps it to be carried by the wind for a longer period of time.
3a	(i) Waterproof (ii) transparency
3b	Part Z should not absorb water because the user may not be able to see clearly if part Z absorbs water.
3c	 <p>material W torch</p> <p>OR</p> <p>Turn on the torchlight and shine the light directly through material W. Observe how much light passes through the material.</p>

